


Introductory sub-table (I)(a)

Name of the Company: PRISMO (INDIA) LTD.			
Scrip Code, Name of the scrip, class of security: 10026200, PRISMO (INDIA) LTD., EQUITY			
Quarter ended: MARCH 2013			
Partly paid-up shares:-		No. of partly paid-up shares	As a % of total no. of shares of the company
Held by promoter/promoter group	0	#DIV/0!	0
Held by public	0	#DIV/0!	0
Total	0	#DIV/0!	0
Outstanding convertible securities:-		No. of outstanding securities	As a % of total no. of shares of the company, assuming full conversion of the convertible securities
Held by promoter/promoter group	0	#DIV/0!	0
Held by public	0	#DIV/0!	0
Total	0	#DIV/0!	0
Warrants:-		No. of warrants	As a % of total no. of shares of the company, assuming full conversion of warrants
Held by promoter/promoter group	0	#DIV/0!	0
Held by public	0	#DIV/0!	0
Total	0	#DIV/0!	0
Total paid-up capital of the company, assuming full conversion of warrants and convertible securities		245000	



Statement Showing Shareholding Pattern

Category code	Category of Shareholder	Number of Shareholders	Total number of shares	Table (I)(a)		Total shareholding as a percentage of total number of shares		Shares Pledged or otherwise encumbered	Number of shares	As a percentage of (A+B+C) (IX) = (VIII)/(IV)*100
				Number of shares held in dematerialized form	Number of shares held in form	As a percentage of (A+B) ¹	As a percentage of (A+B+C)			
(I)	(II)	(III)	(IV)	(V)	(VI)	(VII)	(VIII)	(IX)		
(A)	Shareholding of Promoter and Promoter									
1	Indian									
(a)	Individuals/ Hindu Undivided Family	5	38000	38000	15.51	15.51	0	0.00		
(b)	Central Government/ State Government(s)	0	0	0	0.00	0.00	0	#DIV/0!		
(c)	Bodies Corporate	0	0	0	0.00	0.00	0	#DIV/0!		
(d)	Financial Institutions/ Banks	0	0	0	0.00	0.00	0	#DIV/0!		
(e)	Any Others(Specify)	0	0	0	0.00	0.00	0	#DIV/0!		
(e-i)					0.00	0.00	0	#DIV/0!		
(e-ii)					0.00	0.00	0	#DIV/0!		
	Sub Total(A)(1)	5	38000	38000	15.51	15.51	0	0.00		
2	Foreign									
a	Individuals (Non-Residents Individuals/ Foreign Individuals)	0	0	0	0.00	0.00	0	#DIV/0!		
b	Bodies Corporate	0	0	0	0.00	0.00	0	#DIV/0!		
c	Institutions	0	0	0	0.00	0.00	0	#DIV/0!		
d	Qualified Foreign Investor	0	0	0	0.00	0.00	0	#DIV/0!		
e	Any Others(Specify)	0	0	0	0.00	0.00	0	#DIV/0!		
e-i					0.00	0.00	0	#DIV/0!		
e-ii										
	Sub Total(A)(2)	0	0	0	0.00	0.00	0	#DIV/0!		
	Total Shareholding of Promoter and Promoter Group (A)=(A)(1)+(A)(2)	5	38000	38000	15.51	15.51	0	0.00		



	TOTAL (A)+(B)	59	245000	82000	100.00	100.00			
(C)	Shares held by Custodians and against which Depository Receipts have been issued								
1	Promoter and Promoter Group	0	0	0		0.00			#DIV/0!
2	Public	0	0	0		0.00			
	Sub-Total (C)	0	0	0		0		0	
	GRAND TOTAL (A)+(B)+(C)	59	245000	82000		100.00		0	0.00

PRISMO (INDIA) LTD.


Director



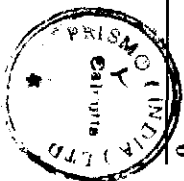
Sr.No	Notes
1	
2	
3	
4	
5	
6	
7	
8	
9	



(1)(b) Statement showing holding of securities (including shares, warrants, convertible securities) of persons belonging to the category "Promoter and Promoter Group"

Sr. No.	Name of the shareholder	Details of Shares held			Encumbered shares (*)			Details of warrants		Details of convertible securities		Total shares (including underlying shares assuming full conversion of warrants and convertible securities) as a % of diluted share capital
		Number of shares held	As a % of grand total (A)+(B)+(C)	No.	As a percent age	As a % of grand total (A)+(B)+(C) of sub-clause (I)(a)	Number of warrants held	As a % of total number of warrants of the same class	Number of convertible securities held	As a % of total number of convertible securities of the same class		
(i)	(ii)	(iii)	(iv)	(v)	(vi)=(v)/(iii)*100	(vii)	(viii)	(ix)	(x)	(xi)	(xii)	
1	JAGDISH PRASAD SUREKA	6000	2.45		0.00	0.00	#DIV/0!	#DIV/0!	#DIV/0!	#DIV/0!		
2	JAGDISII PRASAD SUREKA (HUF)	15000	6.12		0.00	0.00	#DIV/0!	#DIV/0!	#DIV/0!	#DIV/0!		
3	RAJ KUMAR SUREKA	6000	2.45		0.00	0.00	#DIV/0!	#DIV/0!	#DIV/0!	#DIV/0!		
4	SAVITRI DEVI SUREKA	5000	2.04		0.00	0.00	#DIV/0!	#DIV/0!	#DIV/0!	#DIV/0!		
5	SANJAY SUREKA	6000	2.45		0.00	0.00	#DIV/0!	#DIV/0!	#DIV/0!	#DIV/0!		
6			0.00		#DIV/0!	0.00	#DIV/0!	#DIV/0!	#DIV/0!	#DIV/0!		
7			0.00		#DIV/0!	0.00	#DIV/0!	#DIV/0!	#DIV/0!	#DIV/0!		
8			0.00		#DIV/0!	0.00	#DIV/0!	#DIV/0!	#DIV/0!	#DIV/0!		
9			0.00		#DIV/0!	0.00	#DIV/0!	#DIV/0!	#DIV/0!	#DIV/0!		
10			0.00		#DIV/0!	0.00	#DIV/0!	#DIV/0!	#DIV/0!	#DIV/0!		
11			0.00		#DIV/0!	0.00	#DIV/0!	#DIV/0!	#DIV/0!	#DIV/0!		
TOTAL		38000	15.51	0	0.00	0.00	0	#DIV/0!	0	#DIV/0!	0	

(*) The term "encumbrance" has the same meaning as assigned to it in regulation 28(3) of the SAST Regulations, 2011




(D)(c)(i) Statement showing holding of securities, including shares, warrants, convertible securities) of persons belonging to the category "Public" and holding more than 1% of the total number of shares

Sr. No.	Name of the shareholder	Number of shares held	Shares as a percentage of total number of shares {i.e., Grand Total (A)+(B)+(C) indicated in Statement at para (D)(a) above}	Details of warrants		Details of convertible securities		Total shares (including underlying shares assuming full conversion of warrants and convertible securities) as a % of diluted share capital
				Number of warrants held	As a % total number of warrants of the same class	Number of convertible securities held	% w.r.t total number of convertible securities of the same class	
1	Satya Leasing Co. Ltd.	24000	9.80		#DIV/0!		#DIV/0!	
2	MD. Suhail Khan	12200	4.98		#DIV/0!		#DIV/0!	
3	Suman Dutta	12000	4.90		#DIV/0!		#DIV/0!	
4	Sanjay Kedia (HUF)	12000	4.90		#DIV/0!		#DIV/0!	
5	Sanjay Kedia	12000	4.90		#DIV/0!		#DIV/0!	
6	Vivash Yadav	11500	4.69		#DIV/0!		#DIV/0!	
7	Sheetal Kedia	11200	4.57		#DIV/0!		#DIV/0!	
8	Shentracon Holdings P. Ltd.	10000	4.08		#DIV/0!		#DIV/0!	
9	Shentracon Finalease P. Ltd.	10000	4.08		#DIV/0!		#DIV/0!	
10	Shentracon Steel P. Ltd.	10000	4.08		#DIV/0!		#DIV/0!	
11	Shiv Ratan	9450	3.86		#DIV/0!		#DIV/0!	
12	Jugal Kishore Khemka	8650	3.53		#DIV/0!		#DIV/0!	
13	Mukhtar Ahmed	8350	3.41		#DIV/0!		#DIV/0!	
14	Mohinder Singh	8000	3.27		#DIV/0!		#DIV/0!	
15	Sabita Das	7650	3.12		#DIV/0!		#DIV/0!	
16	Bakhtiyar Abedin Khan	6800	2.78		#DIV/0!		#DIV/0!	
17	Ginia Devi Sureka	6000	2.45		#DIV/0!		#DIV/0!	
18	Ratan Kumar Das	6000	2.45		#DIV/0!		#DIV/0!	
19	Hasem Molla	4500	1.84		#DIV/0!		#DIV/0!	
TOTAL		190300	77.67	0	#DIV/0!	0	#DIV/0!	0



(1)(c)(ii) Statement showing holding of securities, including shares, warrants, convertible securities) of persons (together with PAC) belonging to the category "Public" and holding more than 5% of the total number of shares of the company

Sr. No.	Name(s) of the shareholder(s) and the Persons Acting in Concert (PAC) with them	Number of shares	Shares as a percentage of total number of shares i.e., Grand Total (A)+(B)+(C) indicated in Statement at para (I)(a) above}	Details of warrants		Details of convertible securities		Total shares (including underlying shares assuming full conversion of warrants and convertible securities) as a % of diluted share capital
				Number of warrants	As a % total number of warrants of the same class	Number of convertible securities held	% w.r.t total number of convertible securities of the same class	
1	Satya Leasing Co. Ltd.	24000	9.80		#DIV/0!		#DIV/0!	
2			0.00		#DIV/0!		#DIV/0!	
3			0.00		#DIV/0!		#DIV/0!	
4			0.00		#DIV/0!		#DIV/0!	
5			0.00		#DIV/0!		#DIV/0!	
6			0.00		#DIV/0!		#DIV/0!	
7			0.00		#DIV/0!		#DIV/0!	
8			0.00		#DIV/0!		#DIV/0!	
9			0.00		#DIV/0!		#DIV/0!	
10			0.00		#DIV/0!		#DIV/0!	
TOTAL		24000	9.80	0	#DIV/0!	0	#DIV/0!	0



(I)(d) Statement showing details of locked-in shares

Sr. No.	Name of the shareholder	Number of locked-in shares	Locked-in shares as a percentage of total number of shares {i.e., Grand Total (A)+(B)+(C) indicated in Statement at para (I)(a) above}
1			0.00
2			0.00
3			0.00
4			0.00
5			0.00
6			0.00
7			0.00
8			0.00
9			0.00
TOTAL		0	0.00



(II)(a) Statement showing details of Depositor, Receipts (DRs)

Sr. No.	Type of outstanding DR (ADRs, GDRs, SDRs, etc.)	Number of outstanding DRs	Number of shares underlying outstanding DRs	Shares underlying outstanding DRs as a percentage of total number of shares {i.e., Grand Total (A)+(B)+(C) indicated in Statement at para (I)(a) above}
1				0.00
2				0.00
3				0.00
4				0.00
5				0.00
6				0.00
7				0.00
8				0.00
9				0.00
TOTAL		0	0	0.00



(II)(b) Statement showing holding of Deposits, Receipts (DRs), where underlying shares 1d
 by "promoter/promoter group" are in excess of 1% of the total number of shares

Sr. No.	Name of the DR Holder	Type of outstanding DR (ADRs, GDRs, SDRs, etc.)	Number of shares underlying outstanding DRs	Shares underlying outstanding DRs as a percentage of total number of shares {i.e., Grand Total (A)+(B)+(C) indicated in Statement at para (I)(a) above}
1				0.00
2				0.00
3				0.00
4				0.00
5				0.00
6				0.00
7				0.00
8				0.00
9				0.00
TOTAL			0	0.00

