

Introductory sub-table (1)(a)


Name of the Company: PRISMO (INDIA) LTD.			
Scrip Code: Name of the scrip, class of security: 10026200, PRISMO (INDIA) LTD., EQUITY			
Quarter ended: DECEMBER 2011			
Partly paid-up shares:-		No. of partly paid-up shares	As a % of total no. of shares of the company
Held by promoter/promoter group	0	#DIV/0!	0
Held by public	0	#DIV/0!	0
<b>Total</b>	<b>0</b>	<b>#DIV/0!</b>	<b>0</b>
<b>Outstanding convertible securities:-</b>		<b>No. of outstanding securities</b>	<b>As a % of total no. of shares of the company, assuming full conversion of the convertible securities</b>
Held by promoter/promoter group	0	#DIV/0!	0
Held by public	0	#DIV/0!	0
<b>Total</b>	<b>0</b>	<b>#DIV/0!</b>	<b>0</b>
<b>Warrants:-</b>		<b>No. of warrants</b>	<b>As a % of total no. of shares of the company, assuming full conversion of warrants</b>
Held by promoter/promoter group	0	#DIV/0!	0
Held by public	0	#DIV/0!	0
<b>Total</b>	<b>0</b>	<b>#DIV/0!</b>	<b>0</b>
<b>Total paid-up capital of the company, assuming full conversion of warrants and convertible securities</b>		<b>245000</b>	



**Statement Showing Shareholding Pattern**

**Table (D)(a)**

Category code	Category of Shareholder	Number of Shares	Total number of shares	Number of shares held in dematerialized form	Total shareholding as a percentage of total number of shares		Number of Shares Pledged or otherwise encumbered	As a percentage
					As a percentage of (A+B) <sup>1</sup> (VI)	As a percentage of (A+B+C) (VII)		
(I)	(II)	(III)	(IV)	(V)	(VI)	(VII)	(VIII)	(IX) = (VIII)/(V)*100
(A)	<b>Shareholding of Promoter and Promoter</b>							
1	<b>Indian</b>							
(a)	Individuals/ Hindu Undivided Family	5	28000		11.43	11.43		0.00
(b)	Central Government/ State Government(s)	0	0		0.00	0.00		#DIV/0!
(c)	Bodies Corporate	0	0		0.00	0.00		#DIV/0!
(d)	Financial Institutions/ Banks	0	0		0.00	0.00		#DIV/0!
(e)	Any Others(Specify)	0	0		0.00	0.00		#DIV/0!
(e-i)					0.00	0.00		#DIV/0!
(e-ii)					0.00	0.00		#DIV/0!
	<b>Sub Total(A)(1)</b>	<b>5</b>	<b>28000</b>	<b>0</b>	<b>11.43</b>	<b>11.43</b>	<b>0</b>	<b>0.00</b>
2	<b>Foreign</b>							
a	Individuals (Non-Residents Individuals/ Foreign Individuals)	0	0		0.00	0.00		#DIV/0!
b	Bodies Corporate	0	0		0.00	0.00		#DIV/0!
c	Institutions	0	0		0.00	0.00		#DIV/0!
d	Qualified Foreign Investor	0	0		0.00	0.00		#DIV/0!
e	Any Others(Specify)	0	0		0.00	0.00		#DIV/0!
e-i					0.00	0.00		#DIV/0!
e-ii					0.00	0.00		#DIV/0!
	<b>Sub Total(A)(2)</b>	<b>0</b>	<b>0</b>	<b>0</b>	<b>0.00</b>	<b>0.00</b>	<b>0</b>	<b>#DIV/0!</b>
	<b>Total Shareholding of Promoter and Promoter Group (A) = (A)(1)+(A)(2)</b>	<b>5</b>	<b>28000</b>	<b>0</b>	<b>11.43</b>	<b>11.43</b>	<b>0</b>	<b>0.00</b>



(B)	Public shareholding								
1	Institutions								
(a)	Mutual Funds/UTI	0	0			0.00	0.00		
(b)	Financial Institutions / Banks	0	0			0.00	0.00		
(c)	Central Government/ State Government(s)	0	0			0.00	0.00		
(d)	Venture Capital Funds	0	0			0.00	0.00		
(e)	Insurance Companies	0	0			0.00	0.00		
(f)	Foreign Institutional Investors	0	0			0.00	0.00		
(g)	Foreign Venture Capital Investors	0	0			0.00	0.00		
(h)	Qualified Foreign Investor	0	0			0.00	0.00		
(i)	Any Other (specify)	0	0			0.00	0.00		
(f-ii)						0.00	0.00		
(f-iii)									
	Sub-Total (B)(1)	0	0		0	0.00	0.00		
B 2	Non-institutions								
(a)	Bodies Corporate	5	64000			26.12	26.12		
(b)	Individuals					0.00	0.00		
1	Individuals -i. Individual shareholders holding nominal share capital up to Rs. 1 lakh	57	137000			55.92	55.92		
II	ii. Individual shareholders holding nominal share capital in excess of Rs. 1 lakh.	1	16000			6.53	6.53		
(c)	Qualified Foreign Investor	0	0			0.00	0.00		
(d)	Any Other (specify)	0	0			0.00	0.00		
(d-i)						0.00	0.00		
(d-ii)									
	Sub-Total (B)(2)	63	217000		0	88.57	88.57		
(B)	Total Public Shareholding (B)= (B)(1)+(B)(2)	63	217000		0	88.57	88.57		
	TOTAL (A)+(B)	68	245000		0	100.00	100.00		




(C)	Shares held by Custodians and against which Depository Receipts have been issued								
1	Promoter and Promoter Group	0	0			0.00			#DIV/0!
2	Public	0	0			0.00			
	Sub-Total (C)	0	0			0			0
	GRAND TOTAL (A)+(B)+(C)	68	245000		0	100.00			0
									0.00

PRISMO (INDIA) LTD.

*[Signature]*  
Director


Sl.No	Notes
1	NIL
2	
3	
4	
5	
6	
7	
8	
9	



(D)(b) Statement showing holding of securities (including shares, warrants, convertible securities) of persons belonging to the category "Promoter and Promoter Group"

Sr. No.	Name of the shareholder	Details of Shares held			Encumbered shares (*)		Details of warrants		Details of convertible securities		Total shares (including underlying shares assuming full conversion of warrants and convertible securities) as a % of diluted share capital
		Number of shares held	As a % of grand total (A)+(B)+(C)	No.	As a % of grand total (A)+(B)+(C) of sub-clause (I)(a)	Number of warrants held	As a % of total number of warrants of the same class	Number of convertible securities held	As a % of total number of convertible securities of the same class		
(i)	(ii)	(iii)	(iv)	(v)	(vi) = (v)/(iii) * 100	(vii)	(viii)	(ix)	(x)	(xi)	
1	JAGDISH PRAS	6000	2.45	0.00	0.00		#DIV/0!		#DIV/0!		
2	JAGDISH PRAS	5000	2.04	0.00	0.00		#DIV/0!		#DIV/0!		
3	RAJ KUMAR S	6000	2.45	0.00	0.00		#DIV/0!		#DIV/0!		
4	SAVITRI DEVI	5000	2.04	0.00	0.00		#DIV/0!		#DIV/0!		
5	SANJAY SURE	6000	2.45	0.00	0.00		#DIV/0!		#DIV/0!		
6			0.00	#####	0.00		#DIV/0!		#DIV/0!		
7			0.00	#####	0.00		#DIV/0!		#DIV/0!		
8			0.00	#####	0.00		#DIV/0!		#DIV/0!		
9			0.00	#####	0.00		#DIV/0!		#DIV/0!		
10			0.00	#####	0.00		#DIV/0!		#DIV/0!		
11			0.00	#####	0.00		#DIV/0!		#DIV/0!		
<b>TOTAL</b>		<b>28000</b>	<b>11.43</b>	<b>0</b>	<b>0.00</b>	<b>0</b>	<b>#DIV/0!</b>	<b>0</b>	<b>#DIV/0!</b>	<b>0</b>	

(\*) The term "encumbrance" has the same meaning as assigned to it in regulation 28(3) of the SAST Regulations, 2011



(1)(c)(i) Statement showing holding of securities (including shares, warrants, convertible securities) of persons belonging to the category "Public" and holding more than 1% of the total number of shares

Sr. No.	Name of the shareholder	Number of shares held	Shares as a percentage of total number of shares i.e., Grand Total (A)+(B)+(C) indicated in Statement at para (1)(a) above}	Details of warrants		Details of convertible securities		Total shares (including underlying shares assuming full conversion of warrants and convertible securities) as a % of diluted share capital
				Number of warrants held	As a % of total number of warrants of the same class	Number of convertible securities held	% w.r.t total number of convertible securities of the same class	
1	Krishna kr. Bagia	16000	6.53		#DIV/0!		#DIV/0!	
2	Shiv Rajan	9450	3.86		#DIV/0!		#DIV/0!	
3	Banawari Lal dhanuka	9000	3.67		#DIV/0!		#DIV/0!	
4	Jugal Kishor Khemka	8650	3.53		#DIV/0!		#DIV/0!	
5	Somendra Nath Bose	8000	3.27		#DIV/0!		#DIV/0!	
6	Gian Taneja	6000	2.45		#DIV/0!		#DIV/0!	
7	Kishori Lal Agrawal	6000	2.45		#DIV/0!		#DIV/0!	
8	Pushpa Devi Singhania	6000	2.45		#DIV/0!		#DIV/0!	
9	Ginia Devi Sureka	6000	2.45		#DIV/0!		#DIV/0!	
10	Parmeshwar Lal singhania	6000	2.45		#DIV/0!		#DIV/0!	
11	Laxmi Fogla	5000	2.04		#DIV/0!		#DIV/0!	
12	Prahlad Rai Dhanuka	5000	2.04		#DIV/0!		#DIV/0!	
13	Rampratap Goursaria	5000	2.04		#DIV/0!		#DIV/0!	
14	Suman Singhania	5000	2.04		#DIV/0!		#DIV/0!	
15	Umreo singh Parekh	5000	2.04		#DIV/0!		#DIV/0!	
16	Santi Agrawal	5000	2.04		#DIV/0!		#DIV/0!	
17	Savitri devi Goursaria	5000	2.04		#DIV/0!		#DIV/0!	
18	Anjani Kr. Singhania	4000	1.63		#DIV/0!		#DIV/0!	
19	Raj Kr Bajaj	4000	1.63		#DIV/0!		#DIV/0!	
20	Vijay Kr. singhania	3200	1.31		#DIV/0!		#DIV/0!	
21	Vishnu Singhania	3000	1.22		#DIV/0!		#DIV/0!	
22	S. Banerjee	3000	1.22		#DIV/0!		#DIV/0!	

Dr. S. Banerjee







(D)(d) Statement showing details of locked-in shares

Sr. No.	Name of the shareholder	Number of locked-in shares	Locked-in shares as a percentage of total number of shares {i.e., Grand Total (A)+(B)+(C) indicated in Statement at para (D)(a) above}
1			0.00
2			0.00
3			0.00
4			0.00
5			0.00
6			0.00
7			0.00
8			0.00
9			0.00
<b>TOTAL</b>		<b>0</b>	<b>0.00</b>



(IIIa) Statement showing details of Depository Receipts (DRs)

Sr. No.	Type of outstanding DR (ADRs, GDRs, SDRs, etc.)	Number of outstanding DRs	Number of shares underlying outstanding DRs	Shares underlying outstanding DRs as a percentage of total number of shares {i.e., Grand Total (A)+(B)+(C) indicated in Statement at para (I)(a) above}
1				0.00
2				0.00
3				0.00
4				0.00
5				0.00
6				0.00
7				0.00
8				0.00
9				0.00
<b>TOTAL</b>		<b>0</b>	<b>0</b>	<b>0.00</b>



(1)(b) Statement showing holding of Depository Receipts (DRs), where underlying shares held by "promoter/promoter group" are in excess of 1% of the total number of shares

Sr. No.	Name of the DR Holder	Type of outstanding DR (ADRs, GDRs, SDRs, etc.)	Number of shares underlying outstanding DRs	Shares underlying outstanding DRs as a percentage of total number of shares {i.e. Grand Total (A)+(B)+(C) indicated in Statement at para (1)(a) above}
1				0.00%
2				0.00%
3				0.00%
4				0.00%
5				0.00%
6				0.00%
7				0.00%
8				0.00%
9				0.00%
<b>TOTAL</b>			<b>0</b>	<b>0.00%</b>

