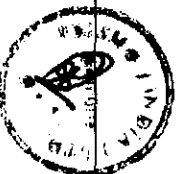


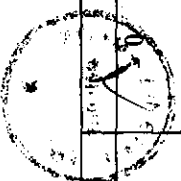
Introductory sub-table (I)(a)

Name of the Company: PRISMO (INDIA) LTD.			
Scrip Code, Name of the scrip, class of security: 10026200, PRISMO (INDIA) LTD., EQUITY			
Quarter ended: JUNE 2011			
Partly paid-up shares:-		No. of partly paid-up shares	As a % of total no. of partly paid-up shares
Held by promoter/promoter group	0	#DIV/0!	As a % of total no. of shares of the company
Held by public	0	#DIV/0!	
Total	0	#DIV/0!	
Outstanding convertible securities:-		No. of outstanding securities	As a % of total no. of shares of the company, assuming full conversion of the convertible securities
Held by promoter/promoter group	0	#DIV/0!	
Held by public	0	#DIV/0!	
Total	0	#DIV/0!	
Warrants:-		No. of warrants	As a % of total no. of shares of the company, assuming full conversion of warrants
Held by promoter/promoter group	0	#DIV/0!	
Held by public	0	#DIV/0!	
Total	0	#DIV/0!	
Total paid-up capital of the company, assuming full conversion of warrants and convertible securities			
245000			



Statement Showing Shareholding Pattern

Category code	Category of Shareholder	Number of Shareholders	Table (I)(a)			Total shareholding as a percentage of total number of shares	Shares Pledged or otherwise encumbered	As a percentage
			Total number of shares	Number of shares held in dematerialized form	As a percentage of (A+B) ¹			
(A)	Shareholding of Promoter and Promoter	(III)	(IV)	(V)	(VI)	(VII)	(VIII)	(IX) = (VIII)/(IV)*100
1	Indian							
(a)	Individuals/Hindu Undivided Family	5	28000		11.43	11.43		0.00
(b)	Central Government/ State Government(s)	0	0		0.00	0.00		#DIV/0!
(c)	Bodies Corporate	0	0		0.00	0.00		#DIV/0!
(d)	Financial Institutions/ Banks	0	0		0.00	0.00		#DIV/0!
(e)	Any Others(Specify)	0	0		0.00	0.00		#DIV/0!
(e-i)					0.00	0.00		#DIV/0!
(e-ii)					0.00	0.00		#DIV/0!
	Sub Total(A)(1)	5	28000	0	11.43	11.43	0	0.00
2	Foreign							
a	Individuals (Non-Residents Individuals/ Foreign Individuals)	0	0		0.00	0.00		#DIV/0!
b	Bodies Corporate	0	0		0.00	0.00		#DIV/0!
c	Institutions	0	0		0.00	0.00		#DIV/0!
d	Qualified Foreign Investor	0	0		0.00	0.00		#DIV/0!
e	Any Others(Specify)	0	0		0.00	0.00		#DIV/0!
e-i					0.00	0.00		#DIV/0!
e-ii					0.00	0.00		#DIV/0!
	Sub Total(A)(2)	0	0	0	0.00	0.00	0	#DIV/0!
	Total Shareholding of Promoter and Promoter Group (A)=(A)(1)+(A)(2)	5	28000	0	11.43	11.43		0.00



(B)	Public shareholding																		
I	Institutions																		
(a)	Mutual Funds/ UTI	0	0	0	0.00	0.00													
(b)	Financial Institutions Banks	0	0	0	0.00	0.00													
(c)	Central Government/ State Government(s)	0	0	0	0.00	0.00													
(d)	Venture Capital Funds	0	0	0	0.00	0.00													
(e)	Insurance Companies	0	0	0	0.00	0.00													
(f)	Foreign Institutional Investors	0	0	0	0.00	0.00													
(g)	Foreign Venture Capital Investors.	0	0	0	0.00	0.00													
(h)	Qualified Foreign Investor	0	0	0	0.00	0.00													
(i)	Any Other (specify)	0	0	0	0.00	0.00													
(i-i)					0.00	0.00													
(i-ii)																			
	Sub-Total (B)(1)	0	0	0	0.00	0.00													
B 2	Non-institutions																		
(a)	Bodies Corporate	5	64000		26.12	26.12													
(b)	Individuals				0.00	0.00													
I	Individuals - i. Individual shareholders holding nominal share capital up to Rs. 1 lakh																		
		57	137000		55.92	55.92													
II	ii. Individual shareholders holding nominal share capital in excess of Rs. 1 lakh.																		
(c)	Qualified Foreign Investor	1	16000		6.53	6.53													
(d)	Any Other (specify)	0	0		0.00	0.00													
(d-i)		0	0		0.00	0.00													
(d-ii)					0.00	0.00													
	Sub-Total (B)(2)	63	217000		88.57	88.57													
(B)	Total Public Shareholding (B)= (B)(1)+(B)(2)	63	217000		88.57	88.57													
	TOTAL (A)+(B)	68	245000		100.00	100.00													

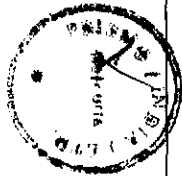


(C)	Shares held by Custodians and against which Depository Receipts have been issued								
1	Promoter and Promoter Group	0	0			0.00			#DIV/0!
2	Public	0	0			0.00			
	Sub-Total (C)	0	0			0			
	GRAND TOTAL (A)+(B)+(C)	68	245000			100.00		0	0.00

PRISMO (INDIA) LTD.


Director

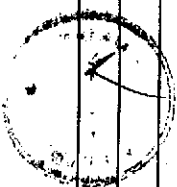
Sr.No	Notes
1	NIL
2	
3	
4	
5	
6	
7	
8	
9	



(1)(b) Statement showing holding of securities (including shares, warrants, convertible securities) of persons belonging to the category "Promoter and Promoter Group"

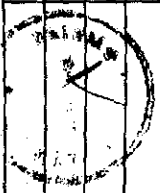
Sr. No.	Name of the shareholder	Details of Shares held		Encumbered shares (*)		Details of warrants		Details of convertible securities		Total shares (including underlying shares assuming full conversion of warrants and convertible securities) as a % of diluted share capital
		Number of shares held	As a % of grand total (A)+(B)+(C)	No.	As a % of grand total (A)+(B)+(C) of sub-clause (I)(a)	Number of warrants held	As a % of total number of warrants of the same class	Number of convertible securities held	As a % of total number of convertible securities of the same class	
(i)	(ii)	(iii)	(iv)	(v)	(vi) = $\frac{(v)}{(iii)} \times 100$	(vii)	(viii)	(ix)	(x)	(xi)
1	JAGDISH PRAS	6000	2.45	0.00	0.00		#DIV/0!		#DIV/0!	
2	JAGDISH PRAS	5000	2.04	0.00	0.00		#DIV/0!		#DIV/0!	
3	RAJ KUMAR S	6000	2.45	0.00	0.00		#DIV/0!		#DIV/0!	
4	SAVITRI DEVI	5000	2.04	0.00	0.00		#DIV/0!		#DIV/0!	
5	SANJAY SURE	6000	2.45	0.00	0.00		#DIV/0!		#DIV/0!	
6			0.00	#####	0.00		#DIV/0!		#DIV/0!	
7			0.00	#####	0.00		#DIV/0!		#DIV/0!	
8			0.00	#####	0.00		#DIV/0!		#DIV/0!	
9			0.00	#####	0.00		#DIV/0!		#DIV/0!	
10			0.00	#####	0.00		#DIV/0!		#DIV/0!	
11			0.00	#####	0.00		#DIV/0!		#DIV/0!	
TOTAL		28000	11.43	0	0.00	0	#DIV/0!	0	#DIV/0!	0

(*) The term "encumbrance" has the same meaning as assigned to it in regulation 28(3) of the SAST Regulations, 2011



(f)(c)(i) Statement showing holding of Jurities (including shares, warrants, convertible securities) of persons belonging to the category "Public" and holding more than 1% of the total number of shares

Sr. No.	Name of the shareholder	Number of shares held	Shares as a percentage of total number of shares {i.e., Grand Total (A)+(B)+(C) indicated in Statement at para (D)(a) above}	Details of warrants		Details of convertible securities		Total shares (including underlying shares assuming full conversion of warrants and convertible securities) as a % of diluted share capital
				Number of warrants held	As a % total number of warrants of the same class	Number of convertible securities held	% w.r.t total number of convertible securities of the same class	
1	Krishna kr Bagia	16000	6.53		#DIV/0!		#DIV/0!	
2	Shiv Rajan	9450	3.86		#DIV/0!		#DIV/0!	
3	Banwari Lal dhanuka	9000	3.67		#DIV/0!		#DIV/0!	
4	Jugal Kishor Khemka	8650	3.53		#DIV/0!		#DIV/0!	
5	Somendra Nath Bose	8000	3.27		#DIV/0!		#DIV/0!	
6	Gian Taneja	6000	2.45		#DIV/0!		#DIV/0!	
7	Kishori Lal Agrawal	6000	2.45		#DIV/0!		#DIV/0!	
8	Pushpa Devi Singhania	6000	2.45		#DIV/0!		#DIV/0!	
9	Ginia Devi Sureka	6000	2.45		#DIV/0!		#DIV/0!	
10	Parmeshwar Lal singhania	6000	2.45		#DIV/0!		#DIV/0!	
11	Laxmi Fogla	5000	2.04		#DIV/0!		#DIV/0!	
12	Prahlad Rai Dhanuka	5000	2.04		#DIV/0!		#DIV/0!	
13	Rampratap Gourisaria	5000	2.04		#DIV/0!		#DIV/0!	
14	Suman Singhania	5000	2.04		#DIV/0!		#DIV/0!	
15	Umreo singh Parekh	5000	2.04		#DIV/0!		#DIV/0!	
16	Santi Agrawal	5000	2.04		#DIV/0!		#DIV/0!	
17	Savitri devi Gourisaria	5000	2.04		#DIV/0!		#DIV/0!	
18	Anjani Kr. Singhania	4000	1.63		#DIV/0!		#DIV/0!	
19	Raj Kr. Bajaj	4000	1.63		#DIV/0!		#DIV/0!	
20	Vijay Kr. singhania	3200	1.31		#DIV/0!		#DIV/0!	
21	Vishnu Singhania	3000	1.22		#DIV/0!		#DIV/0!	
22	S. Banerjee	3000	1.22		#DIV/0!		#DIV/0!	
23	Mahavir Pd. Singhania	3000	1.22		#DIV/0!		#DIV/0!	
TOTAL		136300	55.63	0	#DIV/0!	0	#DIV/0!	0



(b)(ii) Statement showing holding of securities (including shares, warrants, convertible securities) of persons (together with PAC) belonging to the category "Public" and holding more than 5% of the total number of shares of the company

Sr. No.	Name(s) of the shareholder(s) and the Persons Acting in Concert (PAC) with them	Number of shares	Shares as a percentage of total number of shares i.e., Grand Total (A)+(B)+(C) indicated in Statement at para (f)(a) above)	Details of warrants			Details of convertible securities		Total shares (including underlying shares assuming full conversion of warrants and convertible securities) as a % of diluted share capital
				Number of warrants	As a % total number of warrants of the same class	Number of convertible securities held	% w.r.t total number of convertible securities of the same class		
1	Krishna Kr. Bagia	16000	6.53		#DIV/0!		#DIV/0!		
2			0.00		#DIV/0!		#DIV/0!		
3			0.00		#DIV/0!		#DIV/0!		
4			0.00		#DIV/0!		#DIV/0!		
5			0.00		#DIV/0!		#DIV/0!		
6			0.00		#DIV/0!		#DIV/0!		
7			0.00		#DIV/0!		#DIV/0!		
8			0.00		#DIV/0!		#DIV/0!		
9			0.00		#DIV/0!		#DIV/0!		
10			0.00		#DIV/0!		#DIV/0!		
TOTAL		16000	6.53	0	#DIV/0!	0	#DIV/0!	0	



(1)(a) Statement showing details of Depository Receipts (DRs)

Sr. No.	Type of outstanding DR (ADRs, GDRs, SDRs, etc.)	Number of outstanding DRs	Number of shares underlying outstanding DRs	Shares underlying outstanding DRs as a percentage of total number of shares {i.e., Grand Total (A)+(B)+(C) indicated in Statement at para (D)(a) above}
1				0.00
2				0.00
3				0.00
4				0.00
5				0.00
6				0.00
7				0.00
8				0.00
9				0.00
TOTAL		0	0	0.00



(H)(b) Statement showing holding of Depository Receipts (DRs), where underlying shares held by "promoter/promoter group" are in excess of 1% of the total number of shares

Sr. No.	Name of the DR Holder	Type of outstanding DR (ADRs, GDRs, SDRs, etc.)	Number of shares underlying outstanding DRs	Shares underlying outstanding DRs as a percentage of total number of shares {i.e., Grand Total (A)+(B)+(C) indicated in Statement at para (D)(a) above}
1				0.00
2				0.00
3				0.00
4				0.00
5				0.00
6				0.00
7				0.00
8				0.00
9				0.00
TOTAL			0	0.00

